

# TWIN concept

innovation in sustainability and aesthetics

**STREETLIFE HQ**

Herengracht 36  
2312 LD Leiden, Nederland  
T +31 (0)71 333 33 33  
F +31 (0)71 333 33 49  
E [streetlife@streetlife.nl](mailto:streetlife@streetlife.nl)  
[www.streetlife.nl](http://www.streetlife.nl)

**STREETLIFE United Kingdom**

T +44 (0)20 30 20 1509  
E [enquiriesUK@streetlife.nl](mailto:enquiriesUK@streetlife.nl)

**STREETLIFE France**

T +33 (0)1 83 71 01 71  
E [demandes@streetlife.nl](mailto:demandes@streetlife.nl)

**STREETLIFE Deutschland**

T +49 (0)211 781 72 51 12 48  
E [Auskunft@streetlife.nl](mailto:Auskunft@streetlife.nl)

**STREETLIFE Studio Scandinavia**

Malmö, Sweden  
T +46 (0)41 677 50 53  
M +46 (0)70 924 61 63  
E [studioscandinavia@streetlife.nl](mailto:studioscandinavia@streetlife.nl)

**STREETLIFE Studio America**

Philadelphia, PA  
T +1 215 247 0148  
E [streetlife@streetlifeamerica.com](mailto:streetlife@streetlifeamerica.com)

**STREETLIFE Middle East**

by WT Burden, Dubai, UAE | Doha, Qatar  
T +971 (0)4 88 607 00  
E [streetfurniture@wtburden.ae](mailto:streetfurniture@wtburden.ae)

More information is available on our website:

- the complete Streetlife Collection
- online catalogue (PDF): available in Nederlands, English, Deutsch & Français
- product search tool: The Product Selector
- recent projects and product photos

Follow STREETLIFE BV on  



# The TWIN Concept

In this brochure, we are pleased to present our TWIN concept. Through TWIN, we aim to provide a sustainable alternative for all FSC® hardwood options in the Streetlife Collection. The various sections and the articles by external sustainability specialists in the heart of the brochure provide insight into sustainability in the design of public spaces and explain what this involves.

A large part of our Collection consists of products with FSC hardwood seats or beams. We have added four alternative materials to our range, so it is now possible to choose between FSC hardwood or a biobased or recycled 'twin material' for each beam size in the collection.

Although the technical properties of these materials are equivalent to those of FSC hardwood, their colours, textures and histories are completely different. While TWIN offers landscape architects more freedom of choice, choosing a TWIN material also contributes to the reduction of waste flows. It also means that our products can have a longer lifespan.

As designers, we are in a position to create solutions that contribute to healthier and more sustainable green public spaces. Our approach, which includes the TWIN concept, is aimed at combining aesthetics and sustainability in fair and future-proof products.

# Index

02	The TWIN Concept
04	Sustainable Design
08	4 TWIN Materials
10	FSC Wood: New, Recycled & Preserved
12	Plastic Recyclates & Biobased Materials
14	CorTen Steel
16	Smart Sustainable Solutions
18	Urban Greening
20	The Streetlife Collection
22	Sustainable Materials Table: TWIN and Wood
	<i>Columns 'On Sustainability'</i>
26	Drifter & Lava Grey
30	Heavy-Heavy & Lava Grey
34	Rough&Ready & All Black
38	Solid & Cloudy Grey
42	Fine Benches & Bamboo Brown
46	Streetlife & Team
48	Colophon

**We are designers, which makes us true problem solvers. How do we implement projects of the highest quality with the lowest environmental impact?**

## Sustainable Design

Innovation and creativity are the cornerstones of progress. At a time when we need to drastically reform our impact on the environment, sustainability must be a guiding and integral part of the creation process.

Our street furniture has a timeless, natural quality and is of a high standard, both aesthetically and technically. We not only strive to reduce the amount of maintenance required by selecting the right design and materials but also aim to extend the lifespan of our products. Our starting points for design are therefore modularity, responsible material choices and smart assembly and disassembly. Components can be easily replaced in the event of damage and repurposed or recycled at the end of their lifetime.

Streetlife's company-wide FSC certification and the emphasis placed on local production are two examples of how we reduce our impact on the environment. Our newly introduced TWIN materials increase the range of available design solutions with smaller ecological footprints. Streetlife thereby contributes to sustainable public spaces and green living environments while offering styles that are unique and inviting.

## Sustainable Collection

Sustainability is at the heart of the Streetlife Collection. We use simple but elegant modular building blocks with long lifespans and choose materials sourced fairly and responsibly to minimise the impact on the environment. Moreover, our design team develops ingenious solutions to improve the longevity of Streetlife products. At the same time, we are also increasingly focusing on recycling and the preservation of components and raw materials in the chain. All these conscious design decisions make a significant contribution to product sustainability and quality.

Global awareness of growing waste streams, environmental pollution, rising CO<sub>2</sub> emissions and the depletion of natural resources has led to new ideas in sustainability, such as Cradle2Cradle (C2C) and the circular economy. These two concepts are aimed at improving the efficient and effective use of the natural resources available to us. Streetlife's design philosophy dovetails well with these principles.

Innovations in the field of sustainable materials, including biobased substances and composites made from residual waste, provide a wealth of opportunities to make the Streetlife Collection more sustainable. After many years of research and development, we have now introduced our TWIN concept, a series of materials that form a fully-fledged alternative to FSC hardwood.

At Streetlife, we take on the challenge of sustainability and circularity with gusto. We aim to be an inspiration for circular products in public spaces while preserving the distinctive design and functionality of our products.

**One Streetlife Drifter  
Bench contains 650 kg of  
household plastic waste.  
This is equivalent to the  
annual amount produced  
by 15 households**



## 4 TWIN Materials

Each of the seven product families in the Streetlife Collection has its own specific beam size. The beams are traditionally made of FSC hardwood, but we have now introduced four non-wood sustainable materials. With the launch of our TWIN concept, we can now offer an alternative to wood for every beam size.

By adding this new identity to our product families, TWIN offers landscape designers and architects more freedom of choice.

**Lava Grey** is made entirely from recycled household plastic waste, such as packaging, cups, bags and trays. It consists of around 75% recycled PE and 25% recycled PP. This new anthracite grey substance has a fairly rough texture. In certain places, the surface reveals how the material flowed into the mould during the casting process, like a lava stream. Pieces of coloured plastic are visible here and there in the grey mass, highlighting the origin of the recycled material. Colour and texture may vary in North America due to local production.

**All Black** is made from industrial and household waste plastic. This includes plastic bags, building and agricultural plastics, bottles, caps and beer crates. The material is essentially composed of two thermoplastics: PE and PP. All Black has a matt appearance and a rough texture and is black throughout due to the use of a natural dye (carbon). The colour is retained by UV stabilisers.

**Cloudy Grey** is a recyclate of materials sourced from plastic and textile waste. It consists of 50% recycled LDPE plastic combined with 50% recycled textile fibres (from used clothes). This durable, grey material with blue tones has a matt appearance and an uneven texture. Fibres of coloured clothing add to the vibrant marbled aspect, affording Cloudy Grey a unique character. Because of the material's limited rigidity, the maximum length we use in our products is 120 cm. Colour and texture may vary in North America due to local production.

**Bamboo Brown** is made from an extremely fast-growing, giant bamboo species with a very high capacity to absorb carbon dioxide and produce oxygen. Its fast growth rate ensures that stems can be harvested after four to five years. The process of compressing the long bamboo fibres under high temperature and pressure give this material its deep brown colour. Over time, Bamboo Brown ages with exposure to light and air. The visible fibres give the smooth surface attractive variations in colour and structure. Bamboo Brown is carbon neutral and can be recycled into chipboard or used as fuel for bioenergy production.

### Lava Grey

- **Recycled post consumer plastic waste**
- 100% recycled PE, PP
- wood size: 30x30 cm / 12"x12"  
14x21 cm / 5.5"x8.3"
- The appearance in North America differs due to local production

### All Black

- **Recycled industrial and agriculture plastic waste**
- 100% recycled PE, PP
- wood size: 7x15 cm / 2.8"x5.9"

### Cloudy Grey

- **Recycled consumer plastic- and textile waste**
- 50% fragments of textile  
50% recycled LDPE
- wood size: 7x7 cm / 2.8"x2.8"
- The appearance in North America differs due to local production

### Bamboo Brown

- **Bio Based Material**
- 90% FSC bamboo fibers  
10% glue
- wood size: 4X 4/8/16 cm  
1.6"x1.6"/3.1"/6.2"  
4x5 cm  
1.6"x2"



# FSC Wood: New, Recycled & Preserved

## FSC Wood: New, Recycled & Preserved

*Plastic Recyclates & Biobased Materials*

*CorTen Steel*

*Smart Sustainable Solutions*

*Urban Greening*

### FSC certified hardwood

Streetlife is FSC certified for the supply of products containing different types of FSC hardwood and FSC recycled hardwood. With Streetlife as the last link in the FSC chain, you can be sure that the wood has been processed responsibly from start to finish. The entire supply chain process is traceable throughout, beginning with felling right through to the end product, and every link is FSC certified. This is how we keep the chain of custody closed.

The FSC quality mark is an assurance that the raw materials for wood and paper products are sourced from forests managed with due attention to ecological, social and economic aspects. FSC registered companies create economic value for local populations by providing education, food, decent employment conditions and work accommodation. Furthermore, the FSC Foundation protects the biodiversity of the managed forests. By choosing and using FSC wood, Streetlife contributes to the protection of these forests. One cubic metre of tropical FSC certified hardwood is equivalent to the protection of around 2,000 square metres of forest for 30 years.

You can consult the public certification database (<https://info.fsc.org/certificate.php>) to find out whether a company is FSC certified and which species of wood that firm is allowed to supply.

The excellent quality of tropical hardwood, compared to non-tropical wood, is an important reason for its use. Most hardwood species have a high density and are very hard, which makes them invulnerable to vandalism in public spaces. Hardwood has a long lifespan and is naturally resistant to weather influences.

### Recycled wood

Streetlife uses heavy 30- to 40-year-old tropical hardwood beams in the Drifter Range. The beams are repurposed rough mooring posts (about 30 x 30 cm) that have acquired a beautiful vintage look over time through weathering and ageing. These mooring posts are sourced from Dutch ports and waterworks. For projects in North America, they are sourced locally. After the beams have been handpicked, they are made suitable for Drifter benches and picnic sets. The beams have a unique, rustic character that includes scratches and cracks. Old bolt holes (with a diameter of between 3-5 cm) are closed with hardwood plugs. The mooring posts come in various species of hardwood, but all have the FSC Recycled 100% label. Recycling is one of the pillars of the circular economy.

### Preserved wood: Accoya

Accoya is a modified Radiata pine with an FSC label. These fast-growing conifers are sourced from sustainably managed FSC certified nursery forests in New Zealand.

The wood is treated in the Netherlands and preserved using vinegar. This acetylation process greatly improves the wood's properties by increasing its decay resistance, hardness and shape stability (less tearing, bending and torsion). The wood is preserved throughout. It does not discolour and the method leaves little to no vinegar in the wood. The vinegar can be reused either in this process or in the food industry.

Accoya is knot-free and yellow-brown in colour and displays visible grey lines of the wood grain. This wood ages gradually and elegantly through exposure to sunlight, similar to hardwood. At the end of its life, Accoya can be handled without any restrictions as it is non-toxic and fully biodegradable. Accoya can therefore be processed in the same way as untreated wood. Preserved Accoya has a lifespan of at least 50 years.



### Preserved wood: W-Wood

W-Wood is made of Scotch pine sourced from northern European FSC managed forests. The wood is impregnated under high pressure (vacuum) with Tanalith® E to prevent deterioration. During impregnation, it is also treated with a natural wax that penetrates up to 3 mm deep into the surface. This water-repellent wax stabilises the wood and makes it much more suitable for outdoor use. W-Wood preservation extends the lifespan by approximately 10 years, making it comparable to untreated FSC hardwood.

The surface of W-Wood has the expressive appearance of pine interspersed with a few knots and the coloured wax gives it a honey-brown colour. Over time, it gradually ages and acquires a look similar to that of aged tropical hardwood. W-Wood has a much lower specific gravity compared to hardwood. It is a European alternative to FSC hardwood and has an FSC Mix 70% label.

#### photos

1. FSC Wood
2. Harvested mooring post
3. Accoya
4. R&R6 in accoya
5. W-Wood



# Plastic Recyclates & Biobased Materials

FSC Wood: New, Recycled & Preserved

Plastic Recyclates & Biobased Materials

CorTen Steel

Smart Sustainable Solutions

Urban Greening

## Plastic recyclates

Three of our TWIN materials can be labelled as plastic recyclates: **Lava Grey**, **All Black** and **Cloudy Grey**. For some time now, Streetlife has been using a variety of recycled materials as a fully-fledged alternative to hardwood beams or 'virgin' plastic. Recycling contributes to stemming the growth of the waste mountain and reduces the amount of material incinerated for energy or used as landfill.

**Waste Grey**, a partially recycled material, is used in the rotational moulding of Synthetic Cone tree tubs. It is made from 55% recycled household plastic waste and 45% 'virgin' material and foam. This is the minimum proportion of new material required to guarantee the strength and watertightness of a cone. The reused plastic waste consists mainly of recycled HDPE. Our Synthetic Cones have a smooth surface with a grey-green appearance and contain small pieces of coloured plastic which reveal the source of the recycled material.

## Biobased materials


There have been major advances in the quality and applicability of 100% biobased compositions within the composites sector in recent years due to the development of bioplastics, biobased resins and various natural fibres and their increased availability. These materials help reduce CO<sub>2</sub> emissions and stem the depletion of fossil resources. The improvements have inspired further applications in the Streetlife Collection. Partly due to the enhanced aesthetic value of composites, Streetlife now also has biobased composite benches in addition to tree tubs and decking. **Bamboo Brown** is offered as an alternative in the Fine Benches range.

Streetlife also uses **Natural Fibres**, a thermosetting composite reinforced with natural fibres. The material consists of thick sisal mats that are impregnated with resin through the resin transfer moulding process. The fibres are completely encased in the resin but remain visible. Natural Fibres is available in rusty brown. This colour gives Streetlife's Giant Flower Pots and Green Circular Benches a natural look and feel.

**Streetdeck®40**, our composite decking material, has proven its worth in bridges and decks for many years. Heavy-duty decking boards are extruded in size 40 x 190 mm. This composite consists of 75% shredded residual wood and 25% thermoplastic PE. The wood chips used are 100% PEFC certified European wood. As the small chips are completely incorporated into the synthetic material, the product is resistant to fungi and algae. The material is splinter-free and ideal for bare feet. Another advantage of Streetdeck®40 is that it is easy to care for and barely discolours outdoors. It is completely uniform, which means that the natural wear of the material has no visual or functional impact on how the product is used or experienced. Streetdeck®40 is available in two UV stable colours, medium grey and red-brown.



1



2



3



4

## photos


1. Mega Flower Pots
2. Waste Grey
3. Streetdeck®40 Red
4. Streetdeck®40 Grey
5. Bamboo processing process
6. Bamboo processing process
7. Bamboo texture
8. Natural Fibres Rusty Brown




6



7



8





# CorTen Steel

*FSC Wood: New, Recycled & Preserved*

*Plastic Recyclates & Biobased Materials*

**CorTen Steel**

*Smart Sustainable Solutions*

*Urban Greening*

CorTen, a low alloy steel which constitutes chrome, copper and nickel, creates a warm and natural look in public spaces. A dense, tight protective layer of rust forms on the surface of the steel, which then requires no further maintenance. It takes one to three years before the oxidation process stabilises and the final red-brown colour of CorTen becomes visible. After oxidation, the material will not stain on light-coloured surfaces. CorTen can be applied untreated in an outdoor space with no need for post-processing and coating. The material is also easy to maintain because stickers and graffiti adhere poorly to the surface. Over time, repairs to CorTen structures become invisible due to natural rust formation. This helps increase a product's lifespan.

The Streetlife Collection features a variety of products in CorTen, including tree tubs, tree isles, green benches, tree grids, bicycle racks, decks and bridges.



*Photo on the right*  
A hotel and restaurant in Norway designed by Multiconsult AS. Rough&Ready Picnic Sets made from CorTen steel blend effortlessly into the designed landscape.



# Smart Sustainable Solutions

*FSC Wood: New, Recycled & Preserved*

*Plastic Recyclates & Biobased Materials*

*CorTen Steel*

**Smart Sustainable Solutions**

*Urban Greening*

By standardising applied beam sizes, we not only ensure coherence in the Streetlife Collection but also optimise production processes and reduce residual waste. Our modular elements are designed in a way that affords urban planners and landscape architects the freedom to detail a project according to their own wishes and create an integrated design. Streetlife's standard solutions are therefore ideally suited to create semi-standard as well as bespoke designs.

Thanks to our ageless designs, the use of durable materials and clear detailing, our products have long lifespans. With their distinctive 'natural style', they possess a timeless quality. The combination of enduring beauty and technical longevity is essential for sustainable urban development projects.

Streetlife's products are modular and can be disassembled and reassembled. Smart detailing avoids moisture build-up, which can cause wood rot, and parts can be replaced individually, even after 10 or 20 years. We also use the patented Streetlock® mounting system in many of our benches. The Streetlock® system is made entirely of 316 grade stainless steel. This high-end anti-theft solution keeps the beams in place and, at the same time, serves as a locking and fastening mechanism. The Streetlock® system, with characteristic 'snake eye' stainless steel bolts, eliminates the need for screws. After 10 to 15 years, beams can be turned over to the 'new' side and, if damaged, they can be replaced individually. Experience has shown that this considerably extends the lifespan of the beams. The Streetlock® system thus saves time and material.

Despite standardisation of the wood dimensions, wood waste due to cutting during the production process



*R&R Odds&Ends bench*

cannot be avoided. To further increase material efficiency, we will therefore introduce Odds&Ends Benches in the 2020-2021 Streetlife Collection. FSC hardwood cut-offs are to be processed into quirky seats, which will be included in both the Rough&Ready Range and the Solid Series.

Streetlife uses low-maintenance materials and constructions. As we prefer to use untreated FSC hardwood in our furniture, the wood does not need to be painted. Streetlife's material of choice for metal structures is CorTen steel, which complements the wood. By using these naturally durable, untreated materials, all kinds of harmful chemical processes and additives can be avoided.





# Urban Greening

*FSC Wood: New, Recycled & Preserved*

*Plastic Recyclates & Biobased Materials*

*CorTen Steel*

*Smart Sustainable Solutions*

**Urban Greening**

It is vitally important to integrate greenery into urban spaces if we are to create future-proof cities. After decades of bricks and mortar taking over, we are now realising that green spaces provide city dwellers with various benefits. Street furniture plays a key role. For instance, mobile benches with planters add greenery to pavements and green tree isles serve to break up stretches of concrete. At the same time, rooftops provide opportunities for creating more green space. Lightweight tree tubs and green benches are just two products that can be used to create valuable and inspiring rooftop gardens.

The **TreeTec**® tree care system provides newly planted trees with excellent support and is integrated into Streetlife's tree tubs. Thanks to the built-in water reservoir, the watering cycle is greatly reduced. The system helps trees develop, cuts down the amount of maintenance required and gives them a better chance of surviving and living longer.

By increasing the amount of greenery in the built environment, CO<sub>2</sub> is reduced and particulate matter can be filtered from the air, which means the city once again becomes a pleasant place. Streetlife offers a variety of solutions, both in the ground and at ground level. Parklets are an example of an intervention that reduces the surface area used by cars while incorporating more high-quality greenery into public spaces.

Planting more vegetation in the city restores urban biodiversity. Trees provide shade and help cool down spaces in hot summers. And in times of extreme rainfall,

the open ground retains water, thus relieving pressure on the sewer network. All these factors have a positive impact on a city's physical climate. Large tree isles can be used to create oases in the city, with the edges used for seating so that people can enjoy outdoor space in the shade.

Mobile green solutions can also be added to existing paving. Portable elements allow for improved layout flexibility and are ideal for events or long-term refurbishment projects.

In addition to affording climatic and ecological benefits, a green environment has a positive effect on the quality of life and our well-being. People experience more pleasure and awareness when interacting with their environment and green spaces invite social interaction and activity.

*Photo on the right*  
*Gasholders Triplets in London*  
 Realized in collaboration  
 with Townshend Landscape  
 Architects and Maylim Ltd.  
 The applied Big Green  
 Benches can be moved with  
 a small forklift. The elongated  
 green islands are ended with  
 a stone border on which R&R  
 Top Seats are mounted.





# Streetlife Collection

The Streetlife Collection is updated every two years. Our R&D team designs the Collection under the direction of Peter Krouwel. The products are characterised by their minimalist style, coherent aesthetics and materialisation and are always manufactured with sustainability in mind. Many are flexibly designed, which affords landscape architects and urban planners a high level of freedom to customise and incorporate the products into their plans.

There are eight categories in the Streetlife Collection, from benches and bridges to green products and tree grilles and guards. In the overview on the right, you can see which product families feature **TWIN** variants for each category.

*Photo right page*  
Rough&Ready Curved Top Seat in All Black along the water in Jönköping in Sweden; a customized project of 120 meters with an extra deep seat of 1 meter. Realized in collaboration with Sydväst arkitektur och landskap.

## Product Categories

### 1 Rough Benches & Picnic Sets

- Rough&Ready
- All Black
- Heavy-Heavy
- Drifter
- Stone

### 2 Fine Benches & Picnic Sets

- Solid
- Cliffhanger
- Olympic Wave
- Wood Top
- Long&Lean
- The New Standard
- Horse Shoe
- Highlife III

### 3 Green Benches, Tree Isles & Podiums

- Big Green Benches
- Hug a Tubs
- Mobile Green Isles
- Podium Isles
- Surf Isles
- Solid Terrace
- Solid Edge System
- Tree Isles

### 4 Tree Planters

- Roadblocks
- TreeTec®
- Tree Table
- Tree Planters

### 5 Tree Grilles & Guards

- Tree Grilles
- Press Grating
- Cortile System
- Tree Guards
- Grille Benches
- Tree Outlines

### 6 Bins, Bollards & Bicycle parking

- Box Bins
- Bollards
- Bicycle parking
- E-bikes

### 7 Shades, Pillars & Parklets

- Shades & Shelters
- Open Pillars
- Parklets

### 8 Bridges, Jetties & Decking

- Bridge process
- Bridges
- Jetties
- Decking System



## Standardisation of Beam sizes



### 1. Drifter

Beam size 30x30 cm - 12"x12" with wide spacing  
FSC hardwood, Lava Grey (EU), Cloudy Grey (USA)



### 2. Heavy-Heavy

Beam size 14x21 cm - 5.5"x8.3" with wide spacing  
FSC hardwood, Lava Grey (EU), Cloudy Grey (USA)



### 3. Rough&Ready

Beam size 7x15 cm - 2.8"x5.9" with wide spacing  
FSC hardwood & All Black



### 4. Solid

Beam size 7x7 cm - 2.8"x2.83" with narrow spacing  
FSC hardwood & Cloudy Grey



### 5. Olympic Wave, Cliffhanger

Slat size 4.7x4.5 cm - 1.9"x1.8" with narrow spacing  
Bamboo beam size 5x4 cm - 2"x1.6"  
FSC hardwood & Bamboo Brown



### 6. New Standard, WoodTop, Long&Lean

Slat size 3.5x5.7 cm - 1.3"x2.3" with wide spacing  
Bamboo beam size 5 x 4 cm - 2"x1.6"  
FSC hardwood & Bamboo Brown



### 7. Highlife III

Slat size 4x 4/8/16 cm - 1.6"x1.6"/3.2"/6.4" with narrow spacing  
FSC hardwood & Bamboo Brown



# Sustainable Materials Table: TWIN and Wood

Material	Source	Streetlife Collection Product Families	Beam Dimensions		Beam Dimensions		Specific Weight kg/m³	Color	Texture	Years to Grey (yrs)	Lifespan Indication (yrs)	Shape Stability Indication	Strength Indication	Reuse & Recyclability
			Centimetres		Inches									
			Cross Section	L. Max.	Cross Section	L. Max.								
<b>Lava Grey</b> TWIN material	Post Consumer Waste (EU) <i>Recycled 100%</i>	<ul style="list-style-type: none"> <li>Drifter Range (EU only)</li> <li>Heavy-Heavy Range (EU only)</li> </ul>	30x30 cm 14x21 cm	300 cm 300 cm	11.8" x 11.8" 5.5" x 8.3"	118" 118"	1020 kg/m³	Anthracite Cool Grey	Extra Rough mat finish	Natural Fade	40-50 yrs	+++	+	Yes
<b>All Black</b> TWIN material	Post Industrial & Consumer Waste (EU/USA) <i>Recycled 100%</i>	<ul style="list-style-type: none"> <li>Rough&amp;Ready Range</li> </ul>	7x15 cm	250 cm	2.8" x 5.9"	97.5"	800 kg/m³	Black	Rough mat finish	Colour Stable	40-50 yrs	+++	+ ++ fiberglass reinforced	Yes
<b>Cloudy Grey</b> TWIN material	Clothing Fibers and Post Consumer Waste (EU)	<ul style="list-style-type: none"> <li>Solid Series (EU/USA)</li> </ul>	7x7 cm	120 cm	2.8" x 2.8"	46.8"	1060 kg/m³	Medium grey with clouds	Rough mat finish	Colour Stable	20-30 yrs	++	□	Yes
	Post Consumer Waste (USA) <sup>A</sup> <i>Recycled 100%</i>	<ul style="list-style-type: none"> <li>Drifter Range (USA only)</li> <li>Heavy-Heavy (USA only)</li> </ul>	30x30 cm 14x21 cm	300 cm 300 cm	11.8" x 11.8" 5.5" x 8.3"	118" 118"			Extra rough mat finish					
<b>Bamboo Brown</b> TWIN material	FSC forest in China <i>Virgin</i>	<i>Fine benches:</i> <ul style="list-style-type: none"> <li>Highlife III Program</li> <li>Cliffhanger Benches</li> <li>Olympic Wave Benches</li> <li>The New Standard Benches</li> <li>Long&amp;Lean Benches</li> </ul>	4x4/8/16 cm 5x4 cm (approx.)	234 cm 234 cm	1.6" x 1.6"/3.1"/6.2" +/- 2.0" x 1.6"	91.26" 91.26"	1150 kg/m³	Multi-Dark Brown	Smooth with fibers	1-2 yrs	20-30 yrs	++	+++	Yes
<b>Hardwood</b> FSC 100%	FSC Forests in South-America <i>Virgin</i>	<ul style="list-style-type: none"> <li>Rough&amp;Ready Range</li> <li>Solid Series</li> <li>Fine Benches</li> </ul>	7x15 cm 7x7 cm Various	300 cm 300 cm 300 cm	2.8" x 5.9" 2.8" x 2.8" Various	118" 118" 118"	800 kg/m³ to 1150 kg/m³	Multi-Brown	Smooth without knots	2-3 yrs	> 30 yrs	++	+++	Yes
<b>Reused hardwood</b> FSC Recycled 100%	Dutch waterworks (EU) American waterworks (USA) <i>FSC on request</i> <i>Reused (30-40 yrs old)</i>	<ul style="list-style-type: none"> <li>Drifter Range</li> </ul>	30x30 cm 25x25 cm (approx.)	500 cm <sup>B</sup> 500 cm <sup>B</sup>	12" x 12" (approx.) 10" x 10" (approx.)	118" <sup>B</sup> 118" <sup>B</sup>	1100 kg/m³	Weathered Multi-Grey- Brown	Extra Rough	1-2 yrs	> 30 yrs	++	+++	Yes
	FSC 100%	Middle America (USA) <i>Residual Virgin Wood</i>	30x30 cm	500 cm <sup>B</sup>	12" x 12" (approx.)	118" <sup>B</sup>								
<b>Accoya wood</b> FSC Mix 70%	FSC plantations in New Zealand <i>Virgin</i>	<ul style="list-style-type: none"> <li>Rough&amp;Ready Range</li> <li>Solid Series</li> </ul>	7x15 cm 7x7 cm	300 cm 300 cm	2.8" x 5.9" 2.8" x 2.8"	118" 118"	512 kg/m³	Silver Yellow	Smooth without knots	1-2 yrs	30-40 yrs	+++	++	Yes
<b>W-Wood</b> FSC Mix 70%	FSC Forests in northern Europe <i>Virgin</i>	<ul style="list-style-type: none"> <li>Heavy-Heavy Range (EU only)</li> </ul>	14x21 cm	325 cm	5.5" x 8.3"	128"	600 kg/m³	Polychrome Honey Brown	Smooth with knots	2-3 yrs	20-25 yrs	+	++	No

<sup>A</sup> : Fiberglass Reinforced

<sup>B</sup> : Max. length in North America might differ; depending on local sourcing



# Columns

## on Sustainability

**Plastiglomerate**

**The only way is circular**

**Natural capital**

**How do you successfully integrate circular economics  
into your business?**



# Plastiglomerate

**In geological terms, given the time it takes for rock to form, 60 years is a blip. Yet in that blip, a new type of ‘rock’ has been created: ‘plastiglomerate’. It was discovered on volcanic Hawaii, where red lava flows into the ocean.**

Comprising a congealed concoction of plastic ocean waste and lava, this new rock resembles a black afterbirth from which coloured fishing nets, bottles and household waste protrude. A fresh fossil that symbolises how consumer society has ripped its umbilical cord from nature.

In that same blip, we find ourselves drowning in waste plastic. Countries such as Indonesia are now returning containers of contaminated packaging from the West (yes, it is also Western household plastic that is polluting the beaches in the Far East). Thankfully, plastic waste has recently been classified as a ‘harmful substance’, so it can no longer be secreted away to faraway places.

Like a mantra, the business community perpetually chants that ‘plastic waste’ is a raw material. It smugly points out that the waste problem can be solved with a ‘circular economy’. In practice, however, consumers are subjected to a tsunami of plastic packaging, while producers pay an indulgence to waste collectors to collect and sort the contaminated post-household rubbish. All over the world, collectors and sorters belch out bales of plastic waste onto industrial sites that remain hidden from the general public. As long as the price of newly produced plastic granules is much lower than that of the recycled variant, we will continue to get buried in this stuff, it will continue to be ‘disposable’.

By force of circumstance, many small companies have emerged and want to demonstrate that ‘something’ can still be done with the low-grade material that floods their industrial parks. They produce a type of ‘plastic wood’ for benches, decking, garden fences and retaining walls. And they make their products resemble plastic as little as possible by colouring the material and pressing a wood grain into it. In our gardens and in our cities, we are gradually being surrounded by plastic waste without realising it.

We are indeed seeing a countermovement emerge. People who truly want to be circular and sustainable, not least the recyclers themselves who desperately seek alternatives. But there are also many smaller parties, including various agencies that buy street furniture for parks and cities. In Germany, for example, the use of hardwood for benches in public spaces is prohibited. If you want to be environmentally conscious, ‘downcycled’ plastic wood would appear to be the unattractive alternative.

But Streetlife turns the question around. How can we make an ecologically friendly bench that tells this story while still looking elegant?

Streetlife pumped a lot of unprocessed grey granules of household recyclate into a gigantic steel mould, equal to the annual collection of 15 households. The size of the mould ensured that the uncoloured grey sludge solidified with sagging and a rough surface, just like grey lava. The end-result is a pure block of plastic granulate that stands frozen in time like a functional fossil in front of the Streetlife office. It is, in effect, a bench that invites you to sit down, stare into the distance and maybe ponder: what is the future of household waste?

**‘How can we make an ecologically friendly bench that tells this story while still looking elegant?’**

*Fragment of Plastiglomerate*





# The only way is circular

## Why the laws of supply and demand dictate that financially it's the only way to go.

For me the built environment is the most important and in fact critical component of our transition towards a circular economy. Not only because as an industry, construction alone consumes 50% of all raw materials, but also because the built environment is everywhere around us and we interact with it all-day every-day in all number of different ways. Offices, schools, homes, factories, shops, transport hubs; These and more all make up the built environment along with the public realm which ties it altogether.

The public realm is such an integral part of our daily lives that it can be almost taken for granted or even disregarded. But well designed and delivered buildings and spaces can positively influence our moods, attitude and even health and by the same token, miserable design can have a hugely negative effect.

The built environment is omnipresent, and the application of innovative materials within it, that challenge the perception, and even concept, of waste will have a huge impact on our daily lives and our transition towards a circular economy.

My vision and expectation is that in the near future we will no longer refer to the 'circular' economy, it will simply be 'the economy'. There is simply not enough 'stuff' in the world for us to continue with our 'TAKE-MAKE-WASTE' approach and as resources become scarcer we are already seeing this natural shift towards circular solutions.

Of course in the built environment it was historically the normal thing to do to reuse slate, brick, stone etc from old buildings in new constructions, we must simply revert that mindset.

And we can now go further, by tackling the challenge of a 'waste' stream from one industrial/manufacturing/production process and thinking of this as a 'resource' stream for another, we not only divert these resources from landfill, or worse our natural environment, but we actually upcycle and create desirable and valuable products with a second/third/fourth life. By extending the lifecycle of our raw materials in this way, we can improve the carbon efficiency and so contribute to our Paris climate agreement commitments.

This resource stream challenge is a focus for the WasteBuild exhibition and leadership in this space from the likes of Streetlife is exactly the sort of innovation and inspiration that we are showcasing and that will help us together, to accelerate the transition towards a circular and regenerative built environment.

**‘My vision and expectation is that in the near future we will no longer refer to the 'circular' economy, it will simply be 'the economy'’**



# Natural capital

## Foundation for sustainability or waywardness?

We only have one world, but our levels of consumption far exceed the availability of the planet's resources. With a rising global population and a growing desire for prosperity, it is unlikely that in the short term we can reduce our footprint to live within the constraints imposed by that one world. Nonetheless, there is an increasing focus on sustainability by producers and consumers and more products are being manufactured sustainably. We are also developing a better understanding of our ecological footprint and are gradually turning our attention to climate adaptation. At the same time, we are transitioning to more sustainable energy sources and CO2 neutrality. So, we are working on things, but we have to do more: we need to do it better and do it faster to return to living within the limits of 'one Earth'.

But just how are we going to fast-track these processes and embed what needs to be done into the fibre of our society? Let's start by focussing on the foundation of sustainability: natural capital (nature). And from there, we can determine what sustainable living precisely entails.

The basis of sustainability consists of Earth's 'reserve of resources': soil, water, air, minerals, plants and animal species. These resources support a stream of ecosystem services. It is these services that nature provides to humankind, such as pollination, water storage, carbon sequestration, recreation and erosion control. Our prosperity and well-being derive from these resources and services<sup>1</sup>.

**'Ask yourself whether you can use elements that have a much lower impact on natural capital in your design, such as circular or bio-based materials.'**

We will have to identify our impact on natural capital better and calculate its scope. We also need to examine the extent to which we are dependent on it. With the approach described in the natural capital protocol, organisations can calculate their impact and dependence step by step and even express these aspects in monetary terms. Ultimately, this will show us the value of our natural capital. We can then include it in our standard profit and loss accounts. Although it may sound like waywardness, in reality this approach provides the foundation for more sustainable decisions. We simply need to get to work, one step at a time.

When planning the built environment, for example, you could consider which natural capital impacts are involved and how to reduce them. And you could figure out how to work on climate adaptation by working with nature. For instance, you could build an extensive drainage system, but perhaps it would be more efficient to lay extra green space next to the road so that rainwater can be drained, purified and buffered.

Ask yourself whether you can use elements that have a much lower impact on natural capital in your design, such as circular or bio-based materials. This will prevent further scarcity. Look into multifunctionality by analysing whether a design could support ecosystem services like air purification or pollination. In that way, designs can contribute to the natural environment in urban settings while providing a solution to challenges such as climate adaptation.

Makes sense if you think about it, right?!

<sup>1</sup> Definition used in the Natural Capital Protocol

<sup>2</sup> <https://naturalcapitalcoalition.org/natural-capital-protocol/>



# How do you successfully integrate circular economics into your business?

**For a fast-growing group of companies, it has become imperative to integrate circular economics into business operations. Although they may believe the theme is important in itself, there are certain considerations which compel them to follow this route.**

For example, more customers want to buy sustainable items, which means firms need to be transparent about the origins and the post-consumer phase of a product. Customers can then feel satisfied in the knowledge that their purchase has had a positive impact. In addition, younger people in particular tend to care less about ownership and more about ease of use (leasing, renting or sharing). Circular economics is therefore increasingly important for companies.

Almost all Dutch government bodies now base their procurement and tendering policies on circular principles. Each year, their standards for circular procurement are becoming stricter. For some of these agencies, circular criteria will underpin all procurement activities during the next decade. Those organisations that are the first to market themselves as serious players in the circular economy within their market segment will win the future.

To promote the circular economy, various subsidies and schemes are now available. Most of these private and public initiatives have sufficient funds, but companies must be committed and have resources and strategies in place. There are a growing number of emission reduction regulations and more and more organisations are realising that circular economics can help them in this area. For instance, emissions can be reduced considerably if companies can extract, process or transport fewer raw materials to produce products. This may be done by using existing materials, whether sourced locally or from elsewhere. In line with the push for sustainability, there are now also greater restrictions on the use of specific materials such as plastic.

It is paramount that the circular economy takes hold. The most common argument for its application is that as many materials become scarcer, their prices will tend to fluctuate and this will have direct consequences for a company's business model. Furthermore, numerous materials come from regions that cannot be relied on due to geopolitical tensions. However, SMEs often do not know where the

parts they use to manufacture their products are sourced from and generally have little insight into the conditions under which materials are mined.

These are just some of the reasons why circular economics must be taken seriously. But how do we achieve this type of economy and what can be done in concrete terms? 'Circularities' has for many years supported a large number of organisations in this area.

Apart from a few exceptions, most organisations that have set to work on circular economics are still thinking about how to put it into practice. Too often, the danger is that the process will be reduced to recycling or using other parties' waste during production. Recycling tends to be costly, technically complicated and requires a lot of energy. Moreover, firms frequently end up with residual products that are only partially reusable. The material often has to be incinerated after being reused just once. And using other parties' waste in a production process is not an easy undertaking. Finding materials that meet the right quality and quantity requirements and which are available when needed is a big challenge.

So, where do we start? After many years of working in the field of circular economics, I have found that embedding the theme in an organisation tends to be the biggest obstacle which prevents important strides in this area. It's still too often about lone individuals in organisations who come up with project concepts that usually require the cooperation of colleagues or higher management. These individuals generally start with technical ideas that do not align with the company's broader strategy.

And other matters tend to be regarded as more urgent. For circular innovation to succeed in a company, management must embrace the theme and formulate ambitions that can be co-opted and fulfilled by the rest of the organisation.

One of the companies we work with is Philips. The CEO has decided that by 2020 the company will take back all B2B healthcare products for recycling. Within the organisation, this ambition has been elaborated into what it entails for all departments. The designers of Philips' products, for example, will have to develop items in a way that allows for most materials, if not all, to be reused. Courses are being set up for employees to learn why the objectives are essential and how they can be achieved. In addition to reporting on quality, safety and budget, progress reports also focus on circular innovation within the departments involved. It would, for now, appear that Philips is set to achieve its ambitious plan.

Circularities also helps smaller businesses with limited resources find suitable solutions.



# Biographies



**Merijn Tinga**, better known as The Plastic Soup Surfer, is on a mission. He wants to stop the increasing plastic pollution of the marine environment. His campaigns are aimed at preventing plastic litter. The surfboards he used for this expedition are made from plastic litter and are a statement by themselves.

Merijn Tinga is a trained biologist, has a career as a visual artist and in now a full time plastic activist.



**Frazer Stokes** is an international events organiser specialising in built environment events that support and accelerate the transition towards a circular economy.

Throughout his career he worked on multiple events across the world including the world's largest architectural awards programme. The flagship event in his portfolio now is WasteBuild in Amsterdam, which is all about zero WASTE design and BUILD solutions.



**David Thelen** is strategic adviser on natural capital and the circular economy at Arcadis. In recent years, he has helped organisations explore their relationship with natural capital (impacts, dependencies, risks and opportunities) and integrate new knowledge into business strategies. He also works on projects that focus on circular economics in infrastructure and the built environment and is co-author of 'Scaling the Circular Built Environment' and 'The future of the European Built Environment'.



**Klaske Kruk** is the founder of Circularities. After a career in business, she then started out in the sustainability sector and has since led hundreds of circular processes for companies, cities, regions and provinces at home and abroad. Alongside the initial pioneers in the area of circular economy, she worked on the very first circular projects in the Netherlands. Before Klaske founded Circularities, she was programme director at Circle Economy. Klaske is frequently asked to speak at conferences.





## DRIFTER RANGE



30x30 cm / 12"x 12"

Of all the product families in the Streetlife Collection, the Drifter Range has the largest dimensions and uses the coarsest wood. In their previous lives, these reclaimed mooring posts (diameter 30 x 30 cm) were part of dutch ports and waterworks. The 30- to 40-year-old tropical hardwood has the FSC Recycled 100% label. Drifters manufactured in North America can also be local sourced from American waterworks or are made from residual wood from Middle America, which is virgin wood and certified as FSC 100%.

Drifter Benches are available with one or two seating beams and, if desired, a backrest as well. Distinctive, sturdy picnic tables also belong to the Drifter family. In addition, there are playful Drifter Structures: stacked mooring posts which can be used for separating outdoor spaces or for hillside seating or grandstands.

The wood is light grey-brown in colour and, over time, takes on greyer tones due to exposure to sunlight. Because of the beams' former lives, they possess a unique, rustic charm. Drifter Benches display scratches and other irregularities, which add to their character, and old boreholes are filled with new wood plugs.

In North America, the beams may have different dimensions due to local production and sourcing.

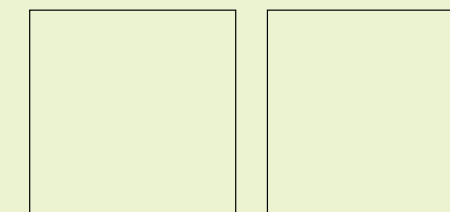


## FSC hardwood reused

<b>WOOD SIZE</b>	30x30cm - 12"x12" (approx.)
<b>MATERIAL</b>	FSC (recycled) 100% hardwood
<b>SOURCE</b>	Mooring posts, residual wood
<b>COLOUR</b>	Weathered, light grayish brown
<b>TEXTURE</b>	Rough wood, with traces of use
<b>COLOUR FADE</b>	1 to 2 year
<b>WEIGHT</b>	100 kg/m <sup>3</sup>
<b>MAX. LENGTH</b>	500 cm - 197"
<b>MAINTENANCE</b>	none
<b>LIFE SPAN</b>	20-30 year

**PRODUCTS** Benches, Picnic sets, Structures

## DRIFTER RANGE in LAVA GREY



30x30 cm / 12"x 12"



## Lava Grey recycled

<b>WOOD SIZE</b>	30x30 cm - 12"x12"
<b>MATERIAL</b>	Plastic recyclate, 75% PE, 25% PP
<b>SOURCE</b>	Domestic plastic waste
<b>COLOUR</b>	Anthracite
<b>TEXTURE</b>	Rough surface, lava flow, matte
<b>COLOUR FADE</b>	none
<b>WEIGHT</b>	92 kg/m <sup>3</sup>
<b>MAX. LENGTH</b>	300 cm - 118"
<b>MAINTENANCE</b>	none
<b>LIFE SPAN</b>	40-50 year

**PRODUCTS** Benches, Picnic sets, Structures

Household plastic waste is often incinerated for energy or used as landfill. However, our Lava Grey TWIN material gives it new life. Lava Grey is made entirely from recycled household plastic waste, such as packaging, cups, bags and trays. It consists of around 75% recycled PE and 25% recycled PP.

This anthracite grey material has a fairly rough texture. In certain places, the surface reveals how the material flowed into the mould during the casting process, like a lava stream. Pieces of coloured plastic are visible here and there in the grey mass, highlighting the origin of the recycled material. Air inclusions are unavoidable, so the cross-cut ends may display slightly deeper notches. As part of the TWIN concept, Lava Grey is particularly suitable for robust beams, which are ideal for the Drifter Range and the Heavy-Heavy Range.

A major advantage of Lava Grey is that paint and ink can barely adhere or penetrate. In addition, this solid material has an extremely long lifespan. It is 100% recyclable and can be reused in the production chain.



# DRIFTER RANGE

# DRIFTER RANGE in LAVA GREY



Drifter Structure



Drifter Bench



Drifter Bench Lava Grey



Drifter Bench Lava Grey





## HEAVY-HEAVY RANGE



14x21 cm / 5.5"x 8.3"

Sturdy beams (cross-section 14 x 21 cm) are used for the Heavy-Heavy Range. This product family uses W-Wood, a European FSC pine that has been made extremely durable through a process of impregnation with a natural wax compound. In terms of lifespan, W-Wood is comparable to FSC hardwood, but it has a lower density and hardness. The polychrome honey-brown colour ages very slowly over time.

The beams of the Heavy-Heavy benches and picnic sets are mounted with the Streetlock® system, a smart fastening and locking solution for the sustainable management and maintenance of Streetlife benches.

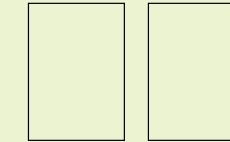
Both the benches and the multifunctional backrests, which can also be used as lean support and seating, can be linked together. An attractive connecting support unit allows for extra-long seating configurations. Heavy-Heavy Block Seats can be used to create numerous arrangements, including individual Cubes and linked benches. Heavy-Heavy Industry Benches have a slightly more industrial look and feel due to their sturdy support units.



### W-Wood preserved

<b>WOOD SIZE</b>	14x21 cm - 5.5"x 8.3"
<b>MATERIAL</b>	FSC Mix 70% European Pine
<b>SOURCE</b>	FSC sustainable forests
<b>COLOUR</b>	Polychroom honingbruin
<b>TEXTURE</b>	Smooth with a few knots
<b>COLOUR FADE</b>	2 to 3 year
<b>WEIGHT</b>	100 kg/m <sup>1</sup>
<b>MAX. LENGTH</b>	300 cm - 118"
<b>MAINTENANCE</b>	none
<b>LIFE SPAN</b>	20-25 year
<b>PRODUCTS</b>	Benches, Picnic sets, Block Seats

## HEAVY-HEAVY RANGE in LAVA GREY



14x21 cm / 5.5"x 8.3"



### Lava Grey recycled

<b>WOOD SIZE</b>	14x21 cm - 5.5"x 8.3"
<b>MATERIAL</b>	Lava Grey recyclate
<b>SOURCE</b>	Plastic household waste
<b>COLOUR</b>	Anthracite
<b>TEXTURE</b>	Rough and matte surface
<b>COLOUR FADE</b>	Natural fade
<b>WEIGHT</b>	92 kg/m <sup>1</sup>
<b>MAX. LENGTH</b>	300 cm - 118"
<b>MAINTENANCE</b>	None
<b>LIFE SPAN</b>	40-50 year
<b>PRODUCTS</b>	Benches, Picnic sets, Block Seats

Household plastic waste is often incinerated for energy or used as landfill. However, our Lava Grey TWIN material gives it new life. Lava Grey is made entirely from recycled household plastic waste, such as packaging, cups, bags and trays. It consists of around 75% recycled PE and 25% recycled PP.

This anthracite grey material has a fairly rough texture. In certain places, the surface reveals how the material flowed into the mould during the casting process, like a lava stream. Pieces of coloured plastic are visible here and there in the grey mass, highlighting the origin of the recycled material. Air inclusions are unavoidable, so the cross-cut ends may display slightly deeper notches. As part of the TWIN concept, Lava Grey is particularly suitable for robust beams, which are ideal for the Drifter Range and the Heavy-Heavy Range.

A major advantage of Lava Grey is that paint and ink can barely adhere or penetrate. In addition, this solid material has an extremely long lifespan. It is 100% recyclable and can be reused in the production chain.

# HEAVY-HEAVY RANGE

# HEAVY-HEAVY RANGE in LAVA GREY



Heavy-Heavy Block Seats



Heavy-Heavy Industry Bench




Heavy-Heavy Bench Lava Grey



Detail Streetlock® Anti-theft screw-nuts



Detail air inclusions





## ROUGH&READY RANGE



7x15 cm / 2.8"x 5.9"

Rough&Ready (R&R) is a unique and versatile product family in the Streetlife Collection. As standard, R&R uses FSC hardwood, a material that does not require any aftertreatment and is therefore very low maintenance. FSC certified hardwood is high quality and has a long lifespan as it is able to withstand weather influences and the demanding conditions of public spaces. The hardwood ages gradually and elegantly through exposure to sunlight. In addition to FSC hardwood and W-Wood, the R&R Range is also available in Accoya wood, which is extremely stable.

Products in the R&R family possess a minimalist design and the range covers all categories offered by Streetlife, from street furniture and tree isles to bridges and shades. Within the Streetlife Collection, R&R products are uniquely coherent due to their coordinated 7 x 15 cm beam size and have a sturdy, robust appearance.

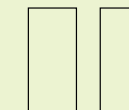
R&R benches are fitted with the Streetlock® mounting system. This is a smart fastening and locking solution for sustainable management and maintenance that makes it easy to replace parts and extends the lifespan of the benches. Damaged beams can be easily rotated or replaced even after 10 or 20 years. The system is made entirely of 316 grade stainless steel with double anti-theft snake-eye bolts, a characteristic aspect of the Streetlife look and feel.



### FSC hardwood virgin

<b>WOOD SIZE</b>	7x15 cm - 2.8"x5.9"
<b>MATERIAL</b>	FSC 100% hardwood
<b>SOURCE</b>	FSC tropical forests
<b>COLOUR</b>	Multicolour brown
<b>TEXTURE</b>	Flat without knots
<b>COLOUR FADE</b>	2-3 years
<b>WEIGHT</b>	8,5 kg/m <sup>1</sup>
<b>MAX. LENGTH</b>	400 cm - 156"
<b>MAINTENANCE</b>	None, possibly sanding
<b>LIFE SPAN</b>	20-30 years
<b>PRODUCTS</b>	Benches, Picnic sets, Top Seats, Green Benches, Bicycle parking, Tree planters, Tree Isles, Bollards, Bridges

## ROUGH&READY RANGE in ALL BLACK




7x15 cm / 2.8"x 5.9"

All Black is made from locally sourced industrial and household waste plastic. This includes plastic bags, building and agricultural plastics, bottles, caps and beer crates. Essentially consisting of two thermoplastics, PE and PP, this TWIN material has a matt appearance and a rough texture and is black throughout.


All Black is maintenance-free. Paint and ink cannot penetrate the material and hardly adhere to it. Due to UV stabilisation, it retains its colour for a long period of time.

Air inclusions are unavoidable in All Black beams as a result of the manufacturing process and are a feature of this material, which is highly recyclable and can be reused in the production chain. Rough&Ready products made from All Black have a more industrial look and feel. Hundreds of R&R items have already been made using this material, including benches, border seats and bridge fencing.



### All Black recycled

<b>WOOD SIZE</b>	7x15 cm - 2.8"x5.9"
<b>MATERIAL</b>	Plastic recycle
<b>SOURCE</b>	Industrial plastic waste (PE)/ domestic plastic waste (PP)
<b>COLOUR</b>	black
<b>TEXTURE</b>	Rough and matte
<b>COLOUR FADE</b>	None
<b>WEIGHT</b>	8,4 kg/m <sup>1</sup>
<b>MAX. LENGTH</b>	250 cm - 98"
<b>MAINTENANCE</b>	None
<b>LIFE SPAN</b>	40-50 years
<b>PRODUCTS</b>	Benches, Picnic sets, Top Seats, Green Benches, Bicycle parking, Tree planters, Tree Isles, Bollards, Bridges





# ROUGH&READY RANGE

# ROUGH&READY RANGE in ALL BLACK



Rough&Ready Royal Curved Benches



Rough&Ready Loungers



Rough&Ready Free Form Tree Isle in All Black



Rough&Ready Big Green Benches in All Black



STREETLIFE

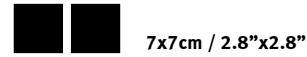


STREETLIFE





# SOLID SERIES



7x7cm / 2.8"x2.8"

From benches and bicycle stands to podium isles and bridges, the Solid Series is Streetlife's most comprehensive product family. The uniform application of FSC hardwood Solid slats (7 x 7 cm) imparts an aesthetic coherence to the various products in this range.

Solid Series products have a sleek but solid appearance and the range is highly versatile. This offers designers a lot of freedom to combine different functions in a single project. The products are made of red-brown FSC certified hardwood, which is of the highest quality. The wood has a long lifespan and ages gradually and elegantly through exposure to sunlight.

In addition to FSC hardwood, the Solid Series is also available in Accoya, an extremely stable wood.

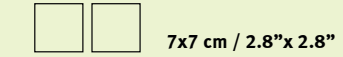


## FSC Hardhout virgin

<b>WOOD SIZE</b>	7x7 cm - 2.8"x 2.8"
<b>MATERIAL</b>	FSC 100% hardwood
<b>SOURCE</b>	FSC sustainably managed forrest
<b>COLOUR</b>	Multicolor deep red-brown
<b>TEXTURE</b>	Flat without knots
<b>COLOUR FADE</b>	1-2 years
<b>WEIGHT</b>	5.2 kg/m <sup>1</sup>
<b>MAX. LENGTH</b>	400 cm -157"
<b>MAINTENANCE</b>	None, possible sanding
<b>LIFE SPAN</b>	20-30 years

**PRODUCTS** *Benches, Picnic set, Top Seats, Green Benches, Bicycle parking, Tree planters*

# SOLID SERIES in CLOUDY GREY




7x7 cm / 2.8"x 2.8"

The textile waste mountain, like the plastic waste mountain, is a growing problem. However, both waste streams are being put to good use in Cloudy Grey, a TWIN material comprising 50% recycled LDPE plastic combined with 50% recycled textile fibres.

This durable, grey material with blue tones has an uneven texture and is maintenance-free. Fibres of coloured clothing add to the vibrant marbled aspect, affording it a vivid cloudy grey appearance with a distinct identity. Due to the material's limited rigidity, the maximum length of Solid beams (7 x 7 cm) in Cloudy Grey is 120 cm.


Cloudy Grey is 100% recyclable and can be brought back into the production chain. Paint and ink barely penetrate the material. Because of air inclusions that occur during the manufacturing process, the cross-cut sections of the beam may have slightly deeper notches. Colour and texture may vary in North America due to local sourcing and production.



## Cloudy Grey recycled

<b>WOOD SIZE</b>	7x7 cm - 2.8"x 2.8"
<b>MATERIAL</b>	Plastic recyclate
<b>SOURCE</b>	50% textile, 50% LDPE
<b>COLOUR</b>	Marmered grey with a blue tone
<b>TEXTURE</b>	Flat with a matt texture
<b>COLOUR FADE</b>	None
<b>WEIGHT</b>	5.2 kg/m <sup>1</sup>
<b>MAX. LENGTH</b>	120 cm - 47"
<b>MAINTENANCE</b>	None
<b>LIFE SPAN</b>	20-30 years

**PRODUCTS** *(only in crosswise beams) Benches, Picnic set, Top Seats, Green Benches, Bicycle parking, Tree planters*



Marble look with shades of grey



Air inclusions in Cloudy Grey



# SOLID SERIES

# SOLID SERIES in CLOUDY GREY



Solo Bridge




Solid Benches



Solid Staple Bench Cloudy Grey

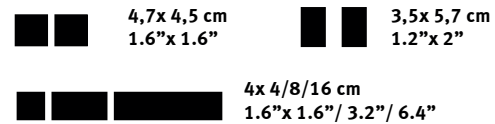


Solid Staple Bench Cloudy Grey





## FINE BENCHES




Streetlife Fine Benches feature the three smallest wood sizes in our Collection.

**Cliffhanger** Benches are available in two versions: floating and freestanding. This FSC hardwood bench system consists of prefabricated modules (120 cm intervals). The slat segments that interlock like fork teeth enhance the continuous character of these park benches.

Developed in collaboration with Hargreaves Associates, LDA Design London and Arup, **Olympic Wave Benches** were launched in London during the 2012 Olympic Games. Several long bench arrangements along the Waterworks River in Stratford feature the 4.7 x 4.5 cm beams.

**New Standard** Benches, **Long&Lean** Benches and **Wood Tops** are based on a beam size of 3.5 x 5.7 cm. The FSC hardwood slats have a polychrome red-brown colour which ages gradually over time. The use of a higher end slat adds bulk and comfort to the New Standard Bench. A very long, straight bench can be created by linking individual benches. Long&Lean was also designed for the 2012 Olympic games in London.

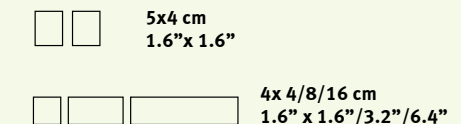
**Highlife III** consists of benches, top seats, picnic sets and tree tubs. The Highlife III motif is created through an alternating slat pattern (4, 8 and 16 cm wide x 4 cm high), which gives the products a contemporary, graphical look.



## FSC Hardwood virgin


<b>WOOD SIZE I</b>	4,7X4,5 cm - 1.6"x1.6"
<b>WOOD SIZE II</b>	3,5x5,7 cm - 1.2"x2"
<b>WOOD SIZE III</b>	4x4/8/16 cm - 1.6"x1.6"/3.1"/6.2"
<b>MATERIAL</b>	FSC 100% hardwood
<b>SOURCE</b>	FSC sustainably managed forest
<b>COLOUR</b>	Multicolor deep red-brown
<b>TEXTURE</b>	Flat without knots
<b>COLOUR FADE</b>	1 to 2 years
<b>WEIGHT</b>	1,9 - 7,4 kg/m <sup>1</sup>
<b>MAX. LENGTH</b>	400 cm - 156"
<b>MAINTENANCE</b>	None, possible sanding
<b>LIFE SPAN</b>	20 to 30 years
<b>PRODUCTS</b>	Benches, Picnic Sets, Top Seats, Tree planters

## FINE BENCHES in BAMBOO BROWN



**Bamboo Brown** is made from an extremely fast-growing, giant bamboo species with a very high capacity to absorb carbon dioxide and produce oxygen. Its fast growth rate ensures that stems can be harvested after four to five years. The process of compressing the long bamboo fibres under high temperature and pressure give this material its deep brown colour. The visible fibres give the smooth surface attractive variations in colour and structure. Like any other type of wood, Bamboo Brown ages when exposed to sunlight and outside conditions.

Bamboo Brown is carbon neutral. It is possibly even carbon negative when you take the entire life cycle in consideration. As it is a natural material, it can be recycled into chipboard or used as a fuel for bioenergy production. Bamboo Brown is FSC certified.



## Bamboo Brown biobased

<b>WOOD SIZE I</b>	5x4 cm - 2"x1.6"
<b>WOOD SIZE II</b>	4x4/8/16 cm - 1.6"x1.6"/3.1"/6.2"
<b>MATERIAL</b>	90% bamboo fibre, 10% glue
<b>SOURCE</b>	FSC sustainably managed bamboo forests
<b>COLOUR</b>	Multicolor deep brown
<b>TEXTURE</b>	Smooth with fibers
<b>COLOUR FADE</b>	2 to 3 years
<b>WEIGHT</b>	1,9-7,4 kg/m <sup>1</sup>
<b>MAX. LENGTH</b>	234 cm / 91.3"
<b>MAINTENANCE</b>	Cleaning, possibly sanding
<b>LIFE SPAN</b>	20-30 years
<b>PRODUCTS</b>	Benches, Picnic Sets, Top Seats, Tree planters

# FINE BENCHES

# FINE BENCHES in BAMBOO BROWN



Cliffhanger Bench



Cliffhanger Bench



Highlife III Picnic Set



Highlife III Bench **Bamboo Brown**



The New Standard Bench **Bamboo Brown**



The New Standard Bench **Bamboo Brown**





# Streetlife

## Streetlife & Street Furniture

Streetlife products are characterised by a minimalistic look. The designs are timeless and possess a natural style. Thanks to the right choice of materials, our products are extremely long-lasting. Our street furniture, tree products and bridges are all highly robust and can withstand a fair amount of battering. For seats and benches, we prefer to use untreated FSC certified hardwood that ages over time due to natural weathering or moulded plastic recyclates – the TWIN versions. As CorTen steel is used for structural components, product maintenance is kept to a minimum. The result is solid, durable street furniture with a high aesthetic quality.

## Streetlife & Sustainability

Streetlife is a progressive, innovative company that creates street furniture, tree products and small pedestrian and bicycle bridges. Our inhouse R&D team ensures high quality during development and production. Sustainability is an integral part of the design process and our design and detailing choices take account of maintenance and repurposing. This is reflected in our smart Streetlock® mounting system. We are FSC® certified and encourage the use of plastic recyclates and biobased composites. We strive to reduce the environmental impact of our products and our street furniture is made to last.

## Streetlife & Public Spaces

Streetlife is driven by a passion to make innovative contributions to the environment by creating products that give public spaces a special appearance. Our international group of architect consultants and product designers speak the language of landscape architects and urban planners. We immerse ourselves in our customer's needs and cooperate with them at the highest level. The Streetlife Collection features several categories and seven product families. Every two years, the collection is upgraded and enhanced by a wide selection of imaginative, green products that exude a natural style.

## The Streetlife Team

We are very proud that the Streetlife Collection is highly thought of. The products we design possess a natural quality and are truly innovative. They are not only undeniably distinctive but extremely durable.

Our consultants, architects and designers have all been educated at technical universities and can quickly understand your ideas and questions. They become fully immersed in projects and can respond to your wishes in terms of both technical design and appearance. The Streetlife team is skilled in conceptualising inspiring solutions that meet your needs and can propose budgetary alternatives.

In addition to selecting Streetlife items based on standard specifications, you can also rely on us to design customised products. We are always happy to work with you to achieve the desired form and execution.



**Space of Nature (2017)**  
*The Streetlife Team*  
 by Miro Švolík (CZ)



# COLOPHON

## Editor and copyright 2020

Streetlife, Leiden NL

## FSC registration

FSC C105477

## Concept, direction and texts

Wouter Krouwel, Aimée Kan

## Coordination & Development

Aimée Kan & Detlef Prince

## Contribute

Klaske Stool, Frazer Stokes, David Thelen, Merijn Tinga

## Photography

Streetlife, Moso, Michael Auer, John Sturrock, Miro Švolík

## Graphic details

Coördesign Leiden, Remco Mulckhuysse

## Print

HRG, Litomysl, Czech Republic

## Edition

10,000 (version EN: 5800)

## Paper

Cover	300 gr / m2 kraft
Interior	120 g / m2 recycled paper
Middle book	80 gr / m2 recycled paper

## Disclaimer

All products are protected by international modeldepots, patents and copyrights. All Intellectual Property rights are owned by Streetlife BV.

Prices and delivery times may vary. We always advise you to request a quote. Every Streetlife design is focused on quality and durability down to the smallest details. Streetlife reserves the right to change dimensions, specifications and prices.



## Theme Brochures



Rough&Ready



Solid Series



Green&Groovy



Walking on Water





